



We read a story in class from *Whootie Owl's Test Prep Storytime Series* for Level 2  
"The Apple Dumpling" (England)

Ask your child about the story we read in class from *Whootie Owl's Test Prep Storytime Series* titled:

## "The Apple Dumpling"

*Whootie Owl's Test Prep Storytime Series* builds an understanding of story elements: plot, setting, characters, and main idea.

**Bonus!** The stories offer gentle, character-building messages.

The character-building theme of this story is:

**"Perseverance"**



Please help your child with this homework assignment:

- (1) Talk about a time when your child—or someone your child knows—showed perseverance. Your child should write about what happened below:

---

---

---

✓ **Adults!** This page should be returned by: \_\_\_\_\_  
(date)

Child's name: \_\_\_\_\_

Adult's signature: \_\_\_\_\_

Your Name: \_\_\_\_\_

## Quiz → Please Fill in the Correct Circle

### The Characters

1. Who is the main character in the story?

- the puppy
- the young lord
- the old woman
- the old man

2. What did the old woman want the most?

- plum jelly with goose
- a puppy
- a gold chain
- an apple dumpling

### The Setting

3. Where did the old woman live?

- a cottage
- a castle
- a barn
- a market

4. What “clue word” below tells the reader that the setting of the story is in England?

- puppy
- farthing
- flowers
- feathers

Your Name: \_\_\_\_\_

## Quiz, *continued*

### The Plot

#### 4. Number the following sentences in the correct order:

- \_\_\_\_\_ She trades the plums for some feathers.
- \_\_\_\_\_ The old woman leaves her cottage with a basket of plums.
- \_\_\_\_\_ She trades the flowers for a gold chain.
- \_\_\_\_\_ She trades the feathers for some flowers.
- \_\_\_\_\_ She trades the puppy for some apples.
- \_\_\_\_\_ At last she makes the apple dumpling. It is yummy!
- \_\_\_\_\_ She trades the gold chain for a puppy.

### The Main Idea

#### 6. What is the main idea of the story?

- A. When you order a ring, it is best to check early with the court jeweler to see if it will be ready on time.
- B. If you have a good heart and stay with a goal, you can get what you want.
- C. It would have been better if the old woman had planted an apple tree next to her cottage many years ago.

#### 7. How is the main idea of the story made clear?

- A. The old woman made a lot of good trades and at the end she got her apple dumpling.
- B. When the old woman wanted to make an apple dumpling, the only fruit she had was plums.
- C. The young lord did not check with the court jeweler first, and so he did not have a ring to bring to his lady love.

# Reading Comprehension Questions

*Circle the correct answer*

## **Question 1**

The old woman had plums. In her yard stood a tree filled with the roundest and most beautiful plums you ever did see. Still, you cannot make an apple dumpling with plums. And there is no use trying.

She filled a basket with plums. She thought, "There may be those in the world who have apples and need plums."

*What does the old woman mean when she says, "There may be those in the world who have apples and need plums"?*

- A.** She hopes to trade her apples for plums.
- B.** She hopes to trade her plums for apples.
- C.** She hopes to trade her flowers for plums.
- D.** She hopes to trade her plums for a puppy.

## **Question 2**

"Oh, dear!" said the young woman. "I would love to make a trade. My family loves plum jelly with goose! Yet all I have to give you for your plums is a bag of feathers."

*Why does the young woman say "Oh, dear!"?*

- A.** The young woman wants plums, but she has only apples to trade.
- B.** The young woman wants apples, but she has only plums to trade.
- C.** The young woman has too many plums and wants feathers.
- D.** The young woman wants plums, but she has only feathers to trade.

## More Reading Comprehension Questions

### **Question 3**

"Here is one who can help us," said the young woman. She called out, "Good mother, would you help us decide something? If you were making a pillow for your grandfather's bed, wouldn't you stuff it with cotton?"

*Why did the young woman call the old woman "Good mother"?*

- A.** The old woman is the young woman's mother.
- B.** The old woman is the young man's mother.
- C.** To call the old woman "Good mother" is a friendly and respectful way to speak to her.
- D.** The young woman and the young man are brother and sister to each other.

### **Question 4**

"You will have a gift for your lady," said the old woman to the young lord. "Though I may never have an apple dumpling." She took the flowers from her basket and gave them to the young lord.

*Why does the old woman give her flowers to the young lord?*

- A.** She would rather make the young lord happy than keep the flowers.
- B.** She would rather get a gold chain than give the young lord her flowers.
- C.** She wants the young lord to give her his gold chain.
- D.** She wants to give away the flowers so she can get a puppy.

## More Reading Comprehension Questions

### **Question 5**

"Ah," said the poor mother. "Today is a sad day. Our last crust of bread has been eaten. And there is not a farthing left in the house to buy more."

"Well," said the old woman, "never will it be said of me that I eat apple dumpling for supper when my neighbors have no bread."

*What is the old woman saying?*

- A.** She thinks it's always best to have bread with an apple dumpling.
- B.** She doesn't want to eat an apple dumpling for supper when her neighbors are hungry.
- C.** She wants the mother and her children to give her their puppy.
- D.** She wants anyone who eats her apple dumpling to sit on a feather cushion.

### **Question 6**

"Let's see now," said the old woman. "Plums for feathers, and feathers for flowers. Flowers for a gold chain, and a gold chain for a puppy. All the world is give and take. Who knows but that I may have my apple dumpling yet?" And on she went.

*What is the old woman most likely thinking?*

- A.** She is worried that if she keeps giving away all her things, she will never get an apple dumpling.
- B.** She hopes that if she keeps trying, she will finally get an apple dumpling.
- C.** She is tired of trading and hopes it will all be over soon.
- D.** She is wondering what dessert she can make with plums.

# Sequence of Events

*Circle the correct answer*

## Story Timeline:

**Box 1** An old woman sets off to trade her plums for some apples.

**Box 2** The old woman trades her plums for a bag of feathers.

**Box 3**

**Box 4** A mother and her children give the old woman their puppy.

**Box 5**

## Question A

Which of these events belongs in Box 3?

- 1) There is one thing she does not have and that is apples.
- 2) The old woman comes to the garden.
- 3) What a racket the hens and geese make!
- 4) Then right before her, she saw an apple tree!

## Question B

Which of these events belongs in Box 5?

- 1) The old woman sees a mother with her children, all looking sad.
- 2) "Cotton!" says the woman. "Straw!" says the man.
- 3) The young lord sighs because the court jeweler did not send him the ring in time.
- 4) The old woman trades the puppy for some apples from the old man's tree.

## THE APPLE DUMPLING

<p style="text-align: center;"><b>Quiz</b></p> <ol style="list-style-type: none"><li>1. <b>third</b></li><li>2. <b>fourth</b></li><li>3. <b>first</b></li><li>4. <b>second</b></li><li>5. <b>2 / 1 / 4 / 3 / 7 / 5 / 6</b></li><li>6. <b>second</b></li><li>7. <b>first</b></li></ol>	<p style="text-align: center;"><b>Reading Comprehension Questions:</b></p> <p style="text-align: center;">Question 1 – <b>B</b> Question 2 – <b>D</b> Question 3 – <b>C</b> Question 4 – <b>A</b> Question 5 – <b>B</b> Question 6 – <b>A</b></p> <p style="text-align: center;"><b>Sequence of Events:</b> Question A – <b>2</b> Question B – <b>4</b></p>
---	---



# Open Response Questions

As you write, be sure to:

- Use your own idea.
- Write neatly and clearly.
- Use only the space provided.

## Whootie Owl's Tip:

How to **ACE** these questions!

**A**nswer the question that's asked—  
read it carefully!

use **C**olorful words

give **E**xamples



## Question 1

Put the trades in order by writing the correct number from **1** (the first trade) to **5** (the last trade).

- \_\_\_\_\_ a bag of feathers for a bunch of flowers
- \_\_\_\_\_ a basket of plums for a bag of feathers
- \_\_\_\_\_ a gold chain for a puppy
- \_\_\_\_\_ a bunch of flowers for a gold chain
- \_\_\_\_\_ a puppy for some apples

## Question 2

Find two places in the story when a character gives something away ***without asking for anything back***. Describe what happened.

page \_\_\_\_\_

---

---

page \_\_\_\_\_

---


---





## What is True About the Old Woman?

Read the sentences. Look at the picture of the apple dumpling below. Draw a smaller apple dumpling next to the sentences that say something true about the old woman.



*Apple Dumpling*

\_\_\_\_\_ She wanted an apple dumpling very much.

\_\_\_\_\_ She had a pear tree at home, but she could not make an apple dumpling from pears!

\_\_\_\_\_ She liked to make good trades.

\_\_\_\_\_ She gave the old man a cat.

\_\_\_\_\_ After she got the feathers, she went right home and made a big feather pillow.

\_\_\_\_\_ At the end of the story, she made an apple dumpling. And it was yummy!

## The Kind of Person She Is



### Question:

By the end of the story, what did you learn MOST about the old woman?




*The Old Woman*

*Mark your choice. Choose any of the statements below.*

- She is kind.
- She keeps on trying.
- Your own idea:* \_\_\_\_\_

### TEAM ACTIVITY



***Find a partner.*** *Did your partner chose the same statement as you did? Or does your partner have a different idea? Talk about why each of you chose the idea that you did. Find proof in the story to support your idea.*

Now do you feel the same way about the old woman, or differently?

---


---

---

---


# Trading and Giving

There are two ways the old woman gave things away in the story:

-  Sometimes she made a trade.

**Example:** *The old woman gave the goose wife a basket of plums for a bag of feathers. They were both happy with the trade.*



-  Other times she gave something away because   she just felt like it.

**Example:** *The old woman gave the young lord her flowers. She didn't ask for anything in return. He was so glad for the flowers that he gave her his gold chain.*



Write about a time when you gave something away, too. It could be a time you wanted something in return. Or it could be a time when you just felt like it!



---

---

---

---

---

---

---


*Use another sheet of paper if you want.*

# What Made the Old Woman Happy?


Find times in the story when the old woman felt happy.

- Above the apple dumpling, write the page number where you found that part in the story.
- Inside the apple dumpling, write what made her happy.

page \_\_\_\_\_




page \_\_\_\_\_




**Challenge!**  
*Can you find  
two more times?*

page \_\_\_\_\_



page \_\_\_\_\_



## In What Country is the Story Set?

*Solve the Clues and Find Out!*

**Clue #1:** Go to the top of **page 5**. Find and circle these words: "Walking along the king's highway." **Also**, find and circle this sentence in the last paragraph on the same page: "I will be able to buy all of the apples in the king's market!"

**What does this say?** *The country where this story comes from must have had a king. How many countries had kings years ago? Name as many countries as you can.*

---

---

**Clue #2:** Go to the third paragraph of **page 6**. Find and circle these words: "And there is not a farthing left in the house to pay more."

⇒ **Farthing:** It was a coin used years ago in England, Scotland, and Wales ago worth one quarter of a penny. You can see that a farthing was not worth very much!

**Ah, yes!** Now what country do you think the story is from?

---

**Clue #3:** This is the shape of the country you are looking for:  
*Do you know now?*  
Write your final guess here:



---




**Coloring Page**  
*The Apple Dumpling*



**Coloring Page**  
*The Apple Dumpling*



# Crossword Puzzle



## Across:

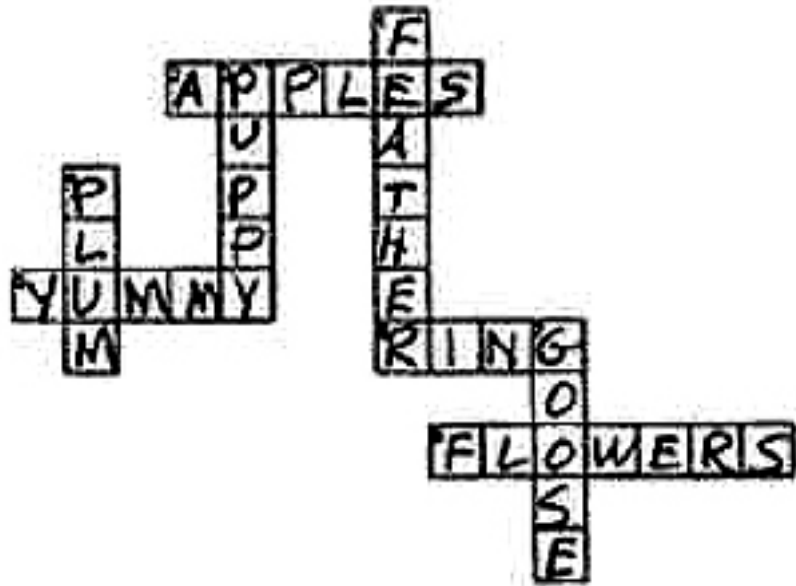
2. What did the old woman need to make an apple dumpling?
5. How did the apple dumpling taste at the end of the story?
6. What did the court jewelry fail to give to the young lord?
8. What did the old woman admire in the beautiful garden?

## Down:

1. What kind of cushion did the old woman think was best?
3. What did the old woman give to the old man?
4. What kind of tree did the old woman have by her cottage?
7. What did the young woman's husband like to eat with plum jelly?

## APPLE DUMPLING

### Crossword Puzzle



# Find Words from the Story Title

How many words can you find in the story title below?

**Cut out the letters below. Try to make as many words as you can!  
Write the words in the lines below. Use the back for extra words!**

T H E      A P P L E  
D U M P L I N G

## THREE-LETTER WORDS:

_____	_____	_____
_____	_____	_____
_____	_____	_____

*Use the back for extra words!*

## FOUR-LETTER WORDS:

_____	_____	_____
_____	_____	_____
_____	_____	_____


*Use the back for extra words!*

## Challenge!

### FIVE-LETTER WORDS:

_____	_____	_____
_____	_____	_____

*Use the back for extra words!*



## Recipe

### Apple Dumplings

\*Pre-heat oven to 450 degrees

● Mix together dry ingredients:

flour  
baking powder  
salt

● Add & mix to form a dough:

margarine (cut in)  
milk

● Prepare the apples:

6 apples, peeled and cored

**Tip:** Use *small* apples!

● Prepare the dough:

Spread a big piece of waxed paper on a tabletop. Sprinkle flour on the waxed paper and rolling pin. Roll out the dough to at least 1/16<sup>th</sup> thick. Cut the dough into 6 squares, about 6 to 7 inches each.

● Put it all together:

Place a cored and peeled apple on top of each rectangle.

Top the apple with a little sugar, a square of butter, and a generous sprinkling of cinnamon.

Bring up the dough to cover the apple and pinch edges to seal.

Repeat for 6 apples.

Place all the apple dumplings in a greased pan.

Combine brown sugar, butter, hot water, nutmeg and cinnamon; pour over apple dumplings.

Bake at 450 degrees for 15 minutes.

Reduce heat to 350 degrees and bake until done (about 30 minutes more).

● Excellent "a la mode"!

Add a dollop of vanilla ice cream or whipped cream to the warm apple dumpling. *Yum!*

#### Ingredients

- 2 cups flour
- 2 teaspoons baking powder
- 1 teaspoon salt
- 1/2 cup margarine
- 3/4 cup milk
- 6 apples, peeled & cored
- sugar, butter and cinnamon
- 1/2 cup brown sugar, packed
- 1/3 cups hot water
- dash of cinnamon
- dash of nutmeg

## Beginning of the Story

At the beginning of the story, we meet the old woman. We find out she wants an apple dumpling very much.

*Draw a picture that takes place at the **beginning** of the story.*



## Middle of the Story

In the **middle of the story**, the old woman makes trades with the goose wife, the arguing couple and the young lord.

*Draw a picture that takes place in the **middle** of the story.*





## End of the Story


At the **end of the story**, the old woman makes an apple dumpling. And it is yummy!

*Draw a picture that takes place at the **end** of the story.*



## The Main Problem

The **main problem** in a story is the most important problem in the story. What do you think is the **main problem** in the story “The Apple Dumpling”?

 **Clue:** *What did the old woman want at the beginning of the story?*

---

---

---

How is the main problem solved at the end of the story?

 **Clue:** *How did the old woman get what she wanted?*

---

---

---

 Did you like the way the **main problem** was solved?

(check one box)    **YES**       **NO**

If you checked NO, write below another way you think the main problem could have been solved.

---

---

---

# The Main Idea

The **main idea** is the most important message in a story. What do you think is the **main idea** in the story, "The Apple Dumpling"?

*Circle the sentence that you think best tells what is the **main idea**. If you want, you can write your own idea on the last line.*

<ul style="list-style-type: none"><li>● "Keep on trying until you get what you want."</li><li>● "Give people what you think will make them happy."</li><li>● (your own idea): " _____ _____ "</li></ul>
---

## *Now Prove It!*

Describe two parts in the story that prove the main idea you circled is true. Go back to the story to check!

### Part #1

<p><i>The part when:</i></p> <p>.....</p> <p>.....</p> <p>.....</p> <p>.....</p> <p>.....</p> <p>.....</p>
--

### Part #2

<p><i>The part when:</i></p> <p>.....</p> <p>.....</p> <p>.....</p> <p>.....</p> <p>.....</p> <p>.....</p>
--



## Other Stories Like: *"The Apple Dumpling"*

Does the story "The Apple Dumpling" make you think of another story that you know?

- ◆ Do you know another story about not giving up and staying with your goal?, *or*
- ◆ Do you know another story about being kind?



The story about the old woman makes me think of:  
*(name of the story)*

---

---

because...

*(why the other story is like "The Apple Dumpling")*

---

---

---

---

---

---

## ***More on the Other Story You Know***

Draw a picture from a part of the other story you know that is like the story "The Apple Dumpling."



Why is your picture like the story "The Apple Dumpling"?



*because...*

---

---

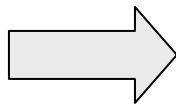
---

---

## Write Your Own Story

### *About a Character Who Has a Goal*

This is your chance to write a story of your own! The old woman in the story “The Apple Dumpling” had a **goal**. Her **goal** was to make an apple dumpling.



A **goal** is something that a character wants to do.

Here are some goals from other stories:

- ✓ The **goal** of Harry Potter<sup>TM</sup> is to become a wizard.
- ✓ The **goal** of Cinderella is to go to the ball.

*You see? It is easy!* – Whatever the character wants to do, that is the character’s **goal**.

Are you ready to write *your own story* about a character who has a goal?

**All You Will Need for Your Story is:**

- (1) a Main Character
- (2) a Setting
- (3) a Goal (*and how your character will get the goal at the end!*)

***Do not worry!***



We will take it step  by step!



 **First Step: A Main Character**

The **main character** is the person or animal your story will be about.


Here are some main characters in other stories:

- The main character of the "Harry Potter"™ series is ⇒ Harry Potter
- The main character of "Beauty and the Beast"™ is ⇒ Belle

The main character for your story can be a boy, a girl, an animal, a magical creature, or anyone else you want to create! Your main character is the one who will have the goal.

► **Think** about your main character. Then draw a picture of your main character below. Write the name of your main character under the picture.

**My Main Character**



**Character's Name:** \_\_\_\_\_

Write three describing words for your main character:


\_\_\_\_\_



 **Second Step: A Setting**


A **setting** is *where* and *when* a story takes place.

**Where** does your story take place?

 **Clues:** *It could be in the town where you live today. It could be on a farm, by a forest, on a mountain, or near the sea. Or it could be somewhere else that you make up!*

.....  
.....

**When** does your story take place?

 **Clues:** *today? long ago?  
in the future?*

.....  
.....

Draw a picture of your **setting**:



## **Last Step: A Goal**

*Remember* ► The **goal** of a main character is what he or she (or it) wants to do.

What is the **goal** of your main character?

.....
.....
.....

How will your main character reach the **goal**?

.....
.....

***Guess what?*** Now you have the key parts of your story!



- ✓ a Main Character
- ✓ a Setting
- ✓ a Goal

### **Ready to Write Your Story? → Just 4 Easy Steps!**

- 1. Fill out the Story Map** on the next page.
- 2. Write a Rough Draft** of your story on the pages starting on page 27. You can ***draw pictures*** for your story, too!
- 3. Fix the Rough Draft** until it is the very best story it can be.
- 4. Write a Final Copy** on the pages provided. Draw the final pictures for your story. That's it!

# Story Map

**Characters:**


**Setting:**


**Goal:**


**How the goal will be reached:**


Now you are ready to write the **rough draft**. Draw pictures for your story in the boxes shown on each page. If you need more space, use extra sheets of paper.

Title: “ \_\_\_\_\_ ”

By: \_\_\_\_\_

*(Begin Your Story Here:)*



ONCE UPON A TIME, \_\_\_\_\_

---

---

---



---

---

---

---

---

---

---

---

---

---





---

---

---

---

---

---

---

---

---

---

---

To finish your **rough draft**, use one or more extra sheets of paper.  
Be sure to number your pages!

## Read Your Own Story

**Ask yourself the following questions:**

● In the ***beginning of the story***, did I tell the reader about the **setting**? Did I tell the reader *where* and *when* the story takes place?

⇒ Did I also show the reader what the **main problem** of the story was going to be? Am I sure a reader will understand it?

● In the ***middle of the story***, did some of my **characters** try to solve the **main problem**? What happened when they tried?

● How would I describe the ***end of my story***? (*circle one*)

\* happy

\* funny

\* a surprise

\* something else: \_\_\_\_\_



**Make your teacher happy!**

- ✓ Check that each word is spelled correctly.
- ✓ If you are not sure how a word is spelled, look it up in the dictionary.
- ✓ Check that each sentence starts with a capital letter. Be sure each sentence ends with the correct punctuation (a period, a question mark, or an exclamation point).
- ✓ If you are not sure of something, underline that part and ask for help!

★ Time for Feedback ★


- ✓ Take your story home.
- ✓ Ask someone at home to read your story.
- ✓ Ask the reader to answer the following questions:

“ I liked the story because: \_\_\_\_\_  
\_\_\_\_\_ ”

“ The best part of the story was: \_\_\_\_\_  
\_\_\_\_\_ ”

“ Here is one suggestion to improve the story: \_\_\_\_\_  
\_\_\_\_\_ ”

Reader signs here: .....



This is your last chance to change your story!  
Think of **one other change** that will make your story more: *(circle one of the words below)*

- \*Exciting
- \*Fun
- \*Interesting

What is it? Describe the change in the lines below:

---

---

---

**You know what comes next!**

- ✓ Go back to your **rough draft** and make the changes to your story.
- ✓ Once you are sure that the story is as good as it can possibly be...



Now you are ready to write the **final copy**. Draw pictures for your story in the boxes shown on each page. If you need more space, use extra lined sheets of paper.

Title:

“ \_\_\_\_\_ ”

By: \_\_\_\_\_

*[Begin Your Story Here:]*




ONCE UPON A TIME, \_\_\_\_\_

\_\_\_\_\_

\_\_\_\_\_

\_\_\_\_\_





---

---

---

---

---

---

---

---

---

---

---

---

---

---

---

---

---

---

---

---





---

---

---

---

---

---

---

---

---

---

To finish your **final copy**, you may need to use one or more extra sheets of paper. Write your story neatly. Remember to number your pages!